

DISCOVERING DYMCHURCH

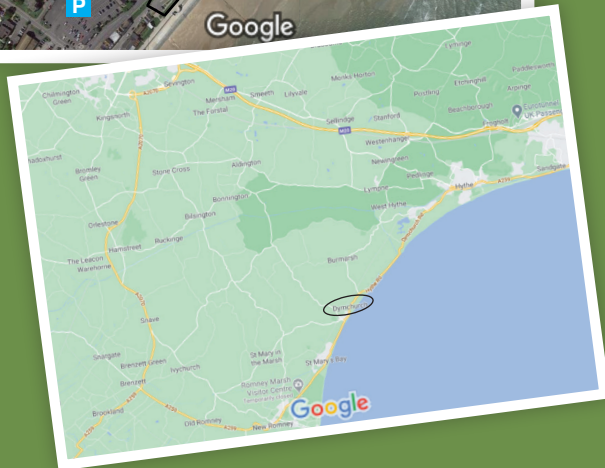


ROMNEY MARSH
— THE FIFTH CONTINENT —

Doorstep Discoveries

DISCOVERING DYMCHURCH

- Hard surfaces ✓
- Views ✓
- Nature and Wildlife ✓
- Refreshments ✓
- History ✓
- Buggy Friendly ✓
- Family friendly ✓
- Interactive ✓



DESCRIPTION: This is an interactive walk around delightful Dymchurch to discover exactly what's on our doorstep! It is a Family Quiz trail, searching for hidden clues to find out Dymchurch's secrets and the huge variety of wildlife and local history it has to offer.

THINGS TO TAKE OR KNOW BEFORE YOU GO: Paper, pen, wax crayon, camera and binoculars if you have them. Tide times. The sandy beach is only exposed during low tide. Please note that on rare occasions the sea wall may be closed due to extreme high tides or weather. Please adhere to any signage.

LENGTH OF WALK: 0.5 miles.

TERRAIN: Flat. Hard surfaces.

PARKING: Free and easy parking alongside the Country's Field Millennium Park.

POSTCODE TO THE START OF THE WALK: N29 0NQ
Grid Reference: TR10252958

TRANSPORT: Nearest bus routes Stagecoach 102 from Dover. 103 from Lydd/ Folkestone, 105 Dover/Lydd

For a more adventurous way to get to Dymchurch, The Romney, Hythe and Dymchurch railway runs closeby! Visit www.rhdr.org.uk for more information.

MAPS TO USE: OS Explorer map: 138: Dover Folkestone and Hythe.

REFRESHMENTS: available throughout the village at shops and various pubs. Ice cream shop is located on the sea wall.

TOILETS: Public toilets can be found in the centre of Dymchurch and towards the end of the walk (although these may have a charge).

START/FINISH: Millennium Park Country's Field.

INTERESTING FACT

Welcome to Dymchurch! Did you know that the word Dymchurch comes from the medieval word 'Deme' meaning a judge or governor. The fate of any wrongdoers of Romney Marsh was decided here!

1 Stand facing Millenium Park.



Have a look at the beautiful line of trees on the park. How many are there?

Have a close look at the leaves, blossom or any fruit on them. Can you guess the type of tree?



Choose one of the trees in the park. Using your arms and legs, can you do your best impression of one of these trees?



INTERESTING FACT

These trees are Cherry trees!

Cherry trees have beautiful pinkish white blossoms in the spring which transform into cherries during the summer.

This clever tree has made its fruit so appealing for wildlife to consume, that the cherry stones or seeds get transported and grown far and wide via animal poop!



2 Stand on the path next to Millenium Park. With the park on your right follow the path towards the main road and find the stone wall with the park sign on.





Feel the stone wall and circle any words that you think best describes it! These are called adjectives!

Warm	Furry	Cold	Soft
Rough	Hard	Bumpy	
Fluffy	Pretty	Great	
Smooth	Flat	Sharp	
Pointy	Important	Strong	

3

Being very careful, cross the County's Field road and walk along the path towards the bus stop.



There are sometimes puddles here along this path! Can you splash in them? Or if not can you jump up and down and pretend to splash in the puddles? Who can do the biggest splash?



Can you find a number of a bus at the bus stop?

4

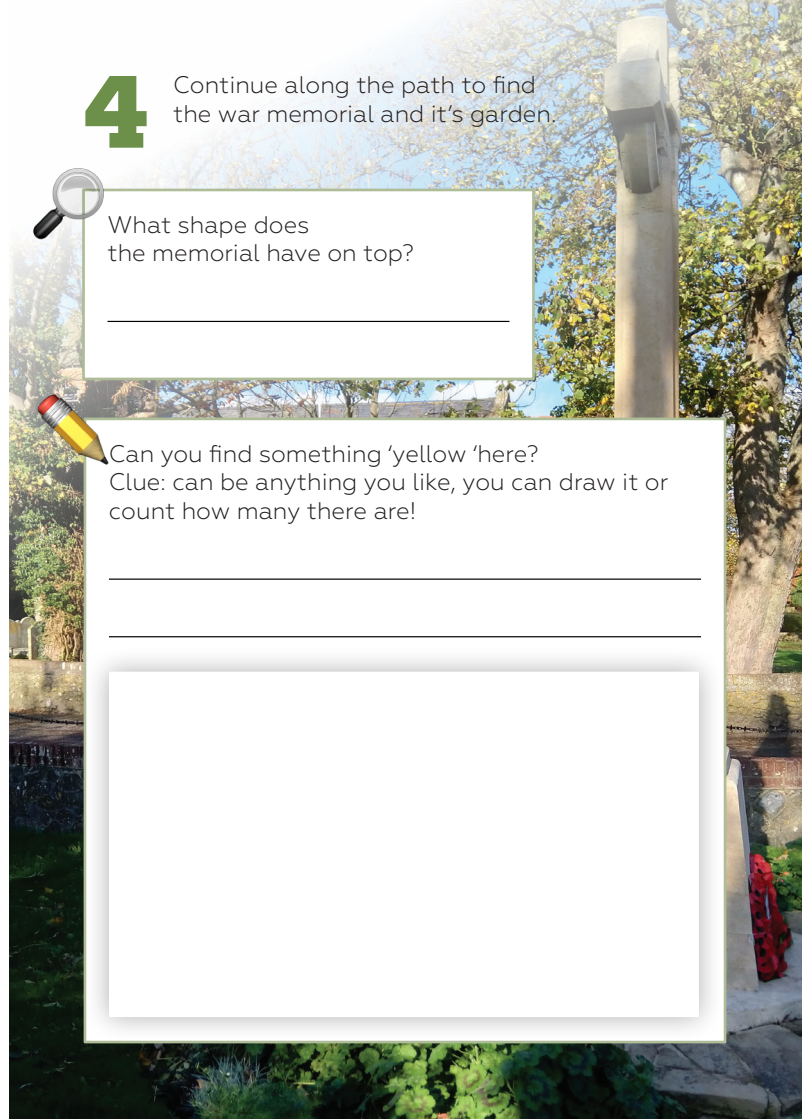
Continue along the path to find the war memorial and it's garden.



What shape does the memorial have on top?



Can you find something 'yellow' here? Clue: can be anything you like, you can draw it or count how many there are!



5 Walk down New Hall Close behind the war memorial.



What large metal object is outside New Hall on the left? (Clue: they were used on pirate ships!) Can you fire it?!



INTERESTING FACT

Many local pirates and smugglers are buried here in the grounds of St. Peter and St. Paul Parish Church along with some of the judges that may have put them in prison! Can you see any graves with a skull and crossbones on them?

6 Enter the church yard.



Take a good look at the weather vane on top of the church..... which way is the wind blowing? (Clue: which way is the arrow pointing?)



7 If the church is open, take a peek inside the church.

 What flower is on the stained glass window of the porch?


 What is on the balcony inside the church?

INTERESTING FACT

This church is thought to have many secret tunnels and passages used by pirates and smugglers to escape from the police! There is thought to be a tunnel connected to the pub opposite.

8 Leave the church and graveyard and walk back onto the main road. Carefully cross the road towards the pub.

 Be careful of moving cars. 

 What did the small building on the right hand side of the pub used to be? Can you think of something that might have been made here? (Clue: look for the little blue sign on the house)



9 Turn left along the path and walk past the pub (keeping the pub on your right hand side) till you reach Tartane Lane. Cross Tartane Lane carefully and immediately turn right to follow the path which then crosses another road to get to a red bin.




At the red bin look for the weeping willow tree close by. Can you hide under the willow tree? How does it feel under it? Circle some words or add your own to help describe it.

Draughty Stormy Sheltered Secretive

Cosy Windy Safe Silly Small Warm

INTERESTING FACT

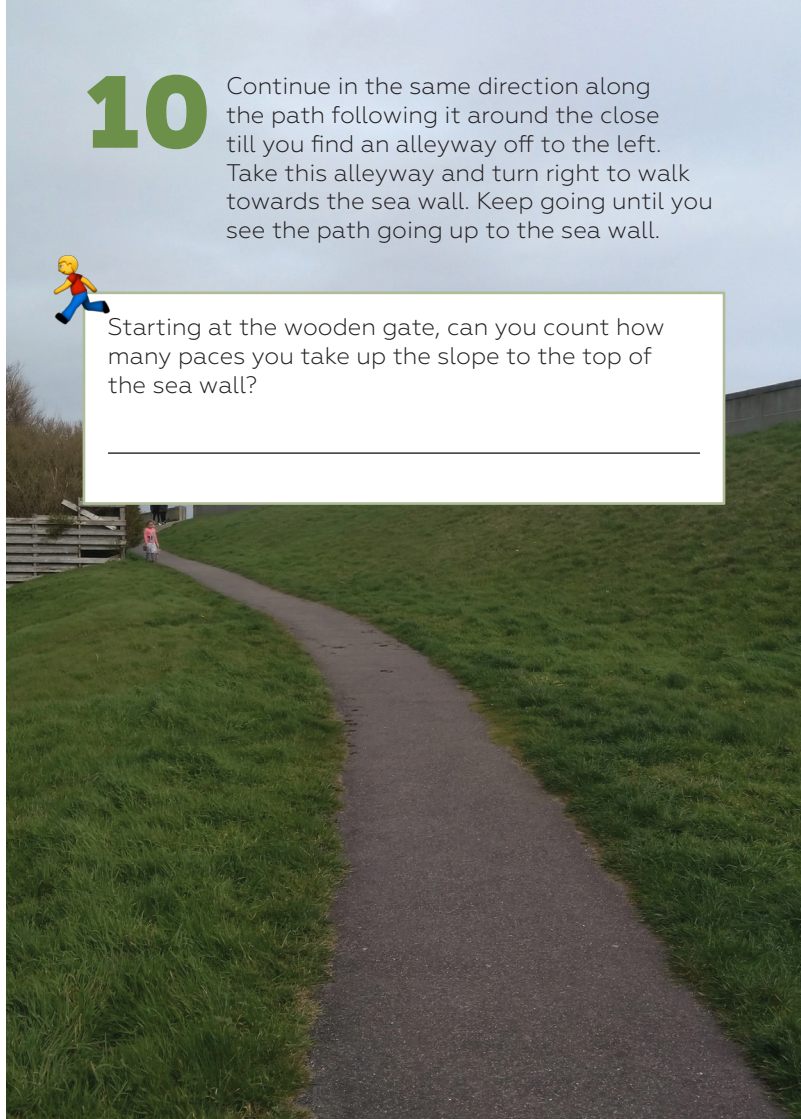


One reason willow trees are amazing for wildlife is because in the spring the 'catkins' or flowers on a willow tree can provide an incredible early nectar source for a whole variety of insects! This type of willow you are standing under is called a weeping willow because it is thought that the rain on the branches look like tears running down. Can't see it? It may have had a winter hair cut or 'pollard'. This can help to keep the tree healthy and at a sensible size.

10 Continue in the same direction along the path following it around the close till you find an alleyway off to the left. Take this alleyway and turn right to walk towards the sea wall. Keep going until you see the path going up to the sea wall.



Starting at the wooden gate, can you count how many paces you take up the slope to the top of the sea wall?





Can you find this sign or any similar?

Please take care when on the sea wall and follow any signage like these.



11

Standing up onto the sea wall looking out to sea, turn left and walk along the sea wall till you reach a ramp which goes down to the beach. Wheelchairs or buggy users can use this otherwise there are regular sets of steps down towards the beach. Ultimately the walk continues back to the right. Gradually follow the sea wall, with the sea to your left for around 600 metres.



Using binoculars or making your own hand binoculars, look out to sea.

Can you see any of the following:

- Waves
- Birds
- Fishing boats
- Pirates
- Ships
- Fins of dolphins or whales

12

If the tide is out and it is safe to do so, please do go on to the sand of the beach.



Draw something or leave a message in the sand for the next walkers to see.




Why not take a photo of your art and share it on our Facebook page, @KentWildlife.



INTERESTING FACT

What is sand?! Sand is made up of tiny particles or fragments of a whole variety of minerals which mainly come from rocks and seashells which have been broken down.



13

Continue your walk either along the sea wall or the beach with the sea to your left.




Can you tell if the tide is going in or out?

Tip: you can mark it with something natural (like a shell or piece of driftwood)

INTERESTING FACT

Why do tides go in or out?

The moon has an amazing force on the sea called a gravitational pull. It pulls or sucks up the sea causing it to bulge on the side of the earth where the moon is! This creates a high tide in that location nearest the moon and a low tide on the opposite side of the earth. As the earth is spinning, the moon is constantly changing location around the earth's surface, thus creating different tides.





Take a closer look at what has washed up onto the beach. Can you take a photo of anything you find? This could be wildlife or a piece of marine litter.



Why not share it on our Facebook page, @KentWildlife




14

Once you are heading back close to the centre of Dymchurch you will see a large curve in the sea wall with a ramp up next to it. Go up the ramp to the top of the sea wall and stand in the curve.



Stand in the centre of the curve or tucked out of the wind behind it and listen. What can you hear?



15

You will see a small car park on the other side of the sea wall. To the right hand side of the carpark is another ramp which goes up over into it. There are toilets in this car park.

Have extra time and fancy discovering more?

This is the point where you can continue your walk further along the sea wall to find other interesting sights of Dymchurch, such as the Martello tower (5 minute walk), amusement park (5 minute walk) or why not explore the Romney, Hythe and Dymchurch Railway (www.rhdr.org.uk). Just return back to this point to continue your quiz trail.



16 Crossing the car park very carefully, head down towards the main road. You will see a bench on a wall next to some small pine trees.

 Be careful of moving cars. 



What does it say on the bench?

INTERESTING FACT

Dymchurch... a popular place to live.

Many of the houses in Dymchurch have been lived in by famous authors, artists and actors. Look out for the blue plaques on houses which there are many dotted around. Edith Nesbit wrote a famous book called 'The railway children' and lived in 4 different homes in Dymchurch!



17 Continue past the bench and back along the road towards millennium field where you will find your start point!



CONGRATULATIONS!

Certificate of Completion



This acknowledges that

has successfully completed the
Doorstep Discoveries -
Discovering Dymchurch walk

discoveries

DATE



ANSWERS

- 1.1 |** Around 13 trees in total on Millenium Fields.
- 1.2 |** Cherry trees.
- 3.1 |** Bus numbers 102 and 103.
- 4.1 |** Cross.
- 5.1 |** Cannon.
- 7.1 |** Daffodil.
- 7.2 |** Church organ.
- 8.1 |** Blacksmiths which would possibly make chains or horseshoes etc.
- 10.1 |** Steps up the ramp?
- 16.1 |** Need to find out the name on the bench.

HAVE YOU DONE THE DOORSTEP DISCOVERY THROUGH IVYCHURCH AND LYDD YET?

If you enjoyed this walk then get your next copies and go exploring!



**REMEMBER TO UPLOAD YOUR PHOTOS
TO OUR FACEBOOK PAGE, AND KEEP
UPDATED FOR THE NEXT
DOORSTEP DISCOVERY.**

